

Starting or switching to bicitgravir/emtricitabine/ tenofovir alafenamide (B/F/TAF) in clinical practice: Pooled 12-month results from the global BICSTaR study

CD Spinner¹, A Stoehr², A Wong³, J de Wet⁴, J Zeggagh⁵, L Hocqueloux⁶, B van Welzen⁷, M Heinzkill⁸,
S Sahali⁹, A Torres Cornejo¹⁰, H Ramroth¹¹, R Haubrich¹², D Thorpe¹³, CJ Kim¹⁴

¹Technical University of Munich, University Hospital Rechts der Isar, Munich, Germany; ²IFI Studien und Projekte GmbH, Hamburg, Germany;

³University of Saskatchewan, Regina, Canada; ⁴Spectrum Health, Vancouver, Canada; ⁵Hôpital Saint Louis, APHP, Paris, France; ⁶CHR d'Orléans, Orléans, France; ⁷University Medical Centre, Utrecht, Netherlands; ⁸Gilead Sciences GmbH, Munich, Germany; ⁹Gilead Sciences, Paris, France;

¹⁰Gilead Sciences Netherlands BV, Amsterdam, Netherlands; ¹¹Gilead Sciences Ltd, London, UK; ¹²Gilead Sciences, Inc, Foster City, USA;

¹³Gilead Sciences Europe Ltd, London, UK; ¹⁴Gilead Sciences Canada, Inc, Mississauga, Canada

Disclosures: **CDS** reports research funding from AbbVie, Gilead, GSK, Janssen, MSD, and ViiV. **AS** has nothing to disclose. **AW** reports consultancy, speaker fees, research grants, honoraria, and participation in advisory boards for Gilead Sciences, Merck, and ViiV. **JdW** has participated in advisory boards for Gilead, Merck, and ViiV; acted as a speaker for Gilead and ViiV; and received research funding from Gilead. **JZ** has acted as a consultant/advisor for Gilead. **LH** has acted as a board member for Gilead and ViiV, and as a consultant/advisor for Gilead, ViiV, and MSD; and has received grants from Gilead. **BvW** has nothing to disclose. **MH, SS, ATC, HR, RH, DT, and CJK** are employees and shareholders of Gilead

Background

- The **Bic**tegravir **S**ingle **Ta**blet **R**egimen (BICSTaR) study¹ is an ongoing, multi-country, observational cohort study planned to enrol at least 1400 PLWH initiating B/F/TAF and followed for 2 years
- We evaluated the effectiveness, safety, and tolerability of B/F/TAF in routine clinical practice in ART-naïve (TN) and ART-experienced (TE) PLWH
- We present 12-month data from sites in Germany, Canada, France, and the Netherlands

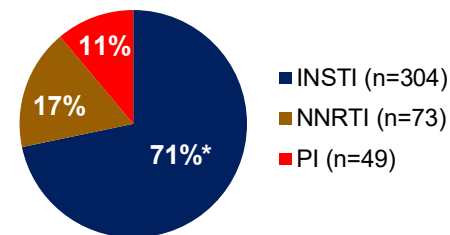
Methods

- This analysis includes pooled data from 513 participants who had a baseline and Month 12 (M12) visit or who discontinued the study at the time of data cut-off (March 2020)
- M12 study outcomes included:
 - HIV-1 RNA <50 cp/mL using a Missing=Excluded (M=E) approach
 - Missing data were excluded, such that only HIV-1 RNA data collected within the M12 time window, while on study treatment, were analysed
 - Treatment persistence (% participants still on B/F/TAF)
 - Drug-related adverse events, weight, and body mass index (BMI) changes
- Multivariate logistic regression analysis of risk factors associated with B/F/TAF effectiveness and relative weight increase of >5% from baseline at M12 were explored

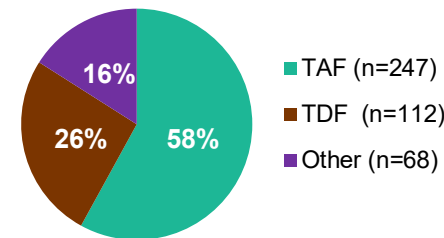
Results: Baseline Characteristics

		Baseline Characteristics	
		TN, n=84	TE, n=429
Demographics	Male, n (%)	76 (91)	392 (91)
	Age, years, median (Q1–Q3)	38 (29–48)	49 (40–56)
	Age ≥50 years, n (%)	20 (24)	209 (49)
	White, n (%)	71 (85)	387 (90)
Ongoing comorbidities	None, n (%)	41 (49)	108 (25)
	1–2, n (%)	25 (30)	168 (39)
	≥3, n (%)	18 (21)	153 (36)
	Neuropsychiatric disorder ^a , n (%)	16 (19)	122 (28)
	Hyperlipidaemia, n (%)	7 (8)	87 (20)
	Hypertension, n (%)	5 (6)	87 (20)
HIV-related characteristics	HIV-1 RNA, log ₁₀ cp/mL, median (Q1, Q3)	4.77 (3.94, 5.18)	1.59 (1.28, 1.59)
	<50 cp/mL, n (%)	0 (0)	362/393 (92)
	>100,000 cp/mL, n (%)	30/82 (37)	2/393 (1)
	CD4 count ^b , cells/μL, median (Q1, Q3)	427 (244, 581)	668 (455, 877)
	CD4 <200 cells/μL, %	21	4
	CD4 <350 cells/μL, %	38	14
	CD4/CD8 ratio, median (Q1, Q3)	0.4 (0.3, 0.6)	0.8 (0.6, 1.2)
	≥1 major mutation ^c , n (%)	7 (9)	36 (9)
PI / NNRTI / NRTI / INSTI, n (%)	2 (2) / 5 (6) / 1 (1) / 0	12 (3) / 20 (5) / 16 (4) / 1 (0.3)	

Prior ART Regimens (n=427)

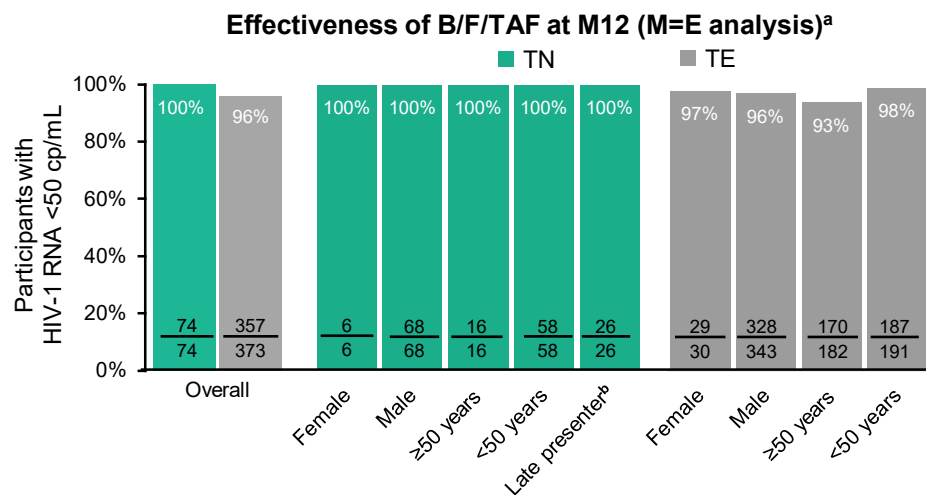


*DTG, 34%; EVG, 24%; RAL, 14%;
1 participant without third agent



^aMost common neuropsychiatric disorders at baseline were insomnia 2.9%, depression 1.6% and anxiety 1.4%; ^bSample size of 78 for TN and 382 for TE; ^cA participant could have >1 mutation/substitution
ART, antiretroviral treatment; cp, copies; DTG, dolutegravir; EVG, elvitegravir; INSTI, integrase strand transfer inhibitor; NNRTI, non-nucleoside reverse transcriptase inhibitor; NRTI, nucleoside reverse transcriptase inhibitor; PI, protease inhibitor; Q, quartile; RAL, raltegravir; TAF, tenofovir alafenamide; TDF, tenofovir disoproxil fumarate; TE, treatment experienced; TN, treatment naïve

Results: Effectiveness and resistance at M12



Virologic Outcomes in Participants with Evidence of Pre-existing Genotype Resistance-associated Mutations at Baseline

Baseline mutation	N (%)	TN or TE	Viraemic at BL, n (%)	HIV-1 RNA <50 cp/mL at M12, n (%)
M184V/I*	8 (1.6)	TE	0 (0)	8 (100)
K65R	1 (0.2)	TN	1 (100)	1 (100)

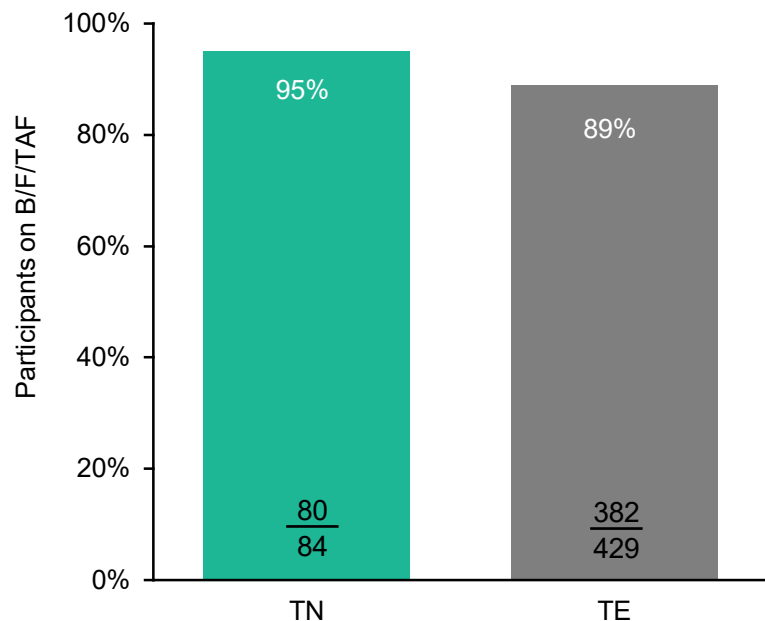
*Alone or in combination with ≥1 TAMs; TAMs included M41L (n=1) and D67N (n=2)

- HIV-1 RNA was <200 cp/ml in 370/373 (99%) TE participants^c
- Median CD4 change (Q1, Q3) at M12 in TN and TE were +242 cells/μL (119, 453) and +22 cells/μL (-71, 11), respectively
- Median CD4/CD8 ratio changes (Q1, Q3) at M12 in TN and TE were +0.3 (0.2, 0.4) and +0.03 (-0.13, 0.12), respectively
- Having a neuropsychiatric disorder at baseline (n=140) was associated with not achieving viral suppression at M12 (VL <50 cp/mL); adjusted OR 0.26 (95% CI 0.09–0.73; p=0.01)^d
- No major resistance substitutions to the components of B/F/TAF emerged

^aMissing=Excluded analysis. Denominator reflects number of participants with available HIV-1 RNA data analysed within the time window; ^bDefined as CD4 <350 cells/μL and/or ≥1 AIDS-defining event at baseline; ^cOne participant with suboptimal adherence had a viral load of 4100 cp/mL at M12 (no major resistance mutations reported). VL was 240, 18,000, and 3700 cp/mL at BL, M3, and M6, respectively. Two participants had VL < 250c/ml; ^dMultivariate logistic regression model included the following covariates: gender, age, baseline CDC stage, ongoing neuropsychiatric disorders, ongoing metabolic syndrome and number of comorbidities/co-infections per patient ongoing at B/F/TAF initiation. B/F/TAF, bictegravir/emtricitabine/tenofovir alafenamide; BL, baseline; CDC, Centers for Disease Control; CI, confidence interval; cp, copies; M, Month; OR, odds ratio; Q, quartile; TAM, thymidine analogue mutation; TE, treatment experienced; TN, treatment naive; VL, viral load

Results: Persistence and Reasons for B/F/TAF Discontinuation at M12

Persistence of B/F/TAF at M12



Reasons for B/F/TAF Discontinuations to M12

Discontinuations n (%)	TN n=84	TE n=429
Any discontinuations	4 (4.7)	47 (11.0)
Pregnancy	0	1 (0.2)
Participant decision	0	3 (0.7)
Death ^a	0	3 (0.7)
Lack of efficacy	0	3 (0.7)
Investigator's discretion	0	4 (0.9)
AE ^b	4 (4.7)	33 (7.7)

^aDeaths were unrelated to B/F/TAF and included sepsis (n=1), brain metastasis (n=1), and unknown reason (n=1); ^bMost common AEs that led to discontinuation were fatigue (TN, n=1; TE, n=5), weight increase (TN, n=1; TE, n=5), and depression (TE, n=4)

Results: Safety at M12

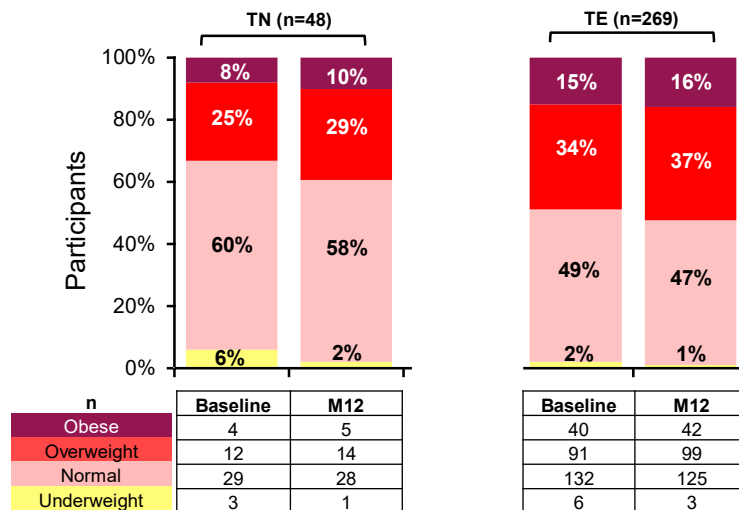
DRAEs Reported in ≥1% of All Participants

n (%)	All (n=513)	TN (n=84)	TE (n=429)
Any DRAE	76 (15)	12 (14)	64 (15)
Nausea	1 (1.4)	1 (1.2)	6 (1.4)
Diarrhoea	6 (1.2)	0	6 (1.4)
Depression	8 (1.6)	1 (1.2)	7 (1.6)
Weight increased	14 (2.7)	2 (2)	12 (3)
Fatigue	8 (1.6)	1 (1.2)	7 (1.6)
DRAE discontinuations^a	32 (6.2)	3 (3.6)	29 (6.8)

- Serious DRAEs were rare (0.4%; n=2 cases of depression in TE participants)
 - Both led to B/F/TAF discontinuation (1 had prior history of depression)
- No discontinuations due to renal, hepatic or bone DRAEs

^aMost common DRAEs that led to discontinuation were fatigue (TN, n=1; TE, n=5), weight increase (TN, n=1; TE, n=5), and depression (TE, n=4); ^bSubset of participants with baseline and M12 BMI data were included; ^cBMI category according to the World Health Organization (underweight <18.5 kg/m²; normal, 18.5–24.9 kg/m²; overweight, 25.0–29.9 kg/m²; obese ≥30 kg/m²); ^dMultivariate logistic regression model including covariates gender, age, baseline BMI, comorbidities and regimen prior to B/F/TAF initiation

BMI Categories at Baseline and M12^{b,c}



- Median (Q1–Q3) BMI change at M12: TN +0.8 kg/m² (0.1 to 1.9); TE +0.3 kg/m² (–0.3 to 1.0)
- Median (Q1–Q3) weight change at M12: TN +2.5 kg (0.5 to 6.3); TE +0.9 kg (–1.0 to 3.0)
- In a multivariate analysis, no risk factors were identified that were associated with a relative weight increase of >5% from baseline at M12^d

Conclusion

- B/F/TAF use in this real-world clinical cohort was associated with high prevalence of effectiveness in PLWH regardless of gender, older age, or low CD4 count
- B/F/TAF showed high persistence and was well tolerated, with no discontinuations due to drug-related renal, hepatic or bone events
- A few participants with pre-existing NRTI (M184V/I) resistance maintained virologic suppression when switched to B/F/TAF
- No resistance-associated mutations emerged to the components of B/F/TAF
- These data support the real-world effectiveness, safety, and persistence of B/F/TAF in treatment-naïve and treatment-experienced PLWH who were characterised by a high prevalence of comorbidities at baseline

Acknowledgement

We thank all study participants, study sites and investigators. The BICSTaR study is sponsored by Gilead Sciences